

# U.S. ARMY CORPS OF ENGINEERS CIVIL WORKS UPDATE



**National Waterways Conference**  
**Memphis, TN September 18, 2019**

**Edward E. Belk, Jr PE**  
**Chief, Civil Works Program Integration**  
**HQ, U.S. Army Corps of Engineers**



***World-Class Delivery...***  
***Real-World Impact!***



**US Army Corps  
of Engineers**



**U.S. ARMY**

# Army Civil Works National Leadership



Department of the Army



**LTG Todd Semonite**  
Chief of Engineers



**HON R.D. James**  
ASA(CW)



**Ryan Fisher**  
PDASA



**Vance Stewart, SES**  
DASA, Mgt/Budg



**David Leach, SES**  
DASA, Proj Review



**Deana Funderburk**  
DASA, Policy/Leg



HQ,  
US Army  
Corps of  
Engineers



**MG Scott Spellmon**  
DCG-Civil/Emerg Ops



**James Dalton, SES**  
Director of Civil Works



**Eddie Belk, SES**  
Chief, Programs



**Vacant**  
Chief, Engineering & Const



**Stacey Brown, SES**  
Chief, Plng/Policy



**Tom Smith, SES**  
Chief, Ops/Reg



**Ray Alexander, SES**  
Director, Contingency Ops



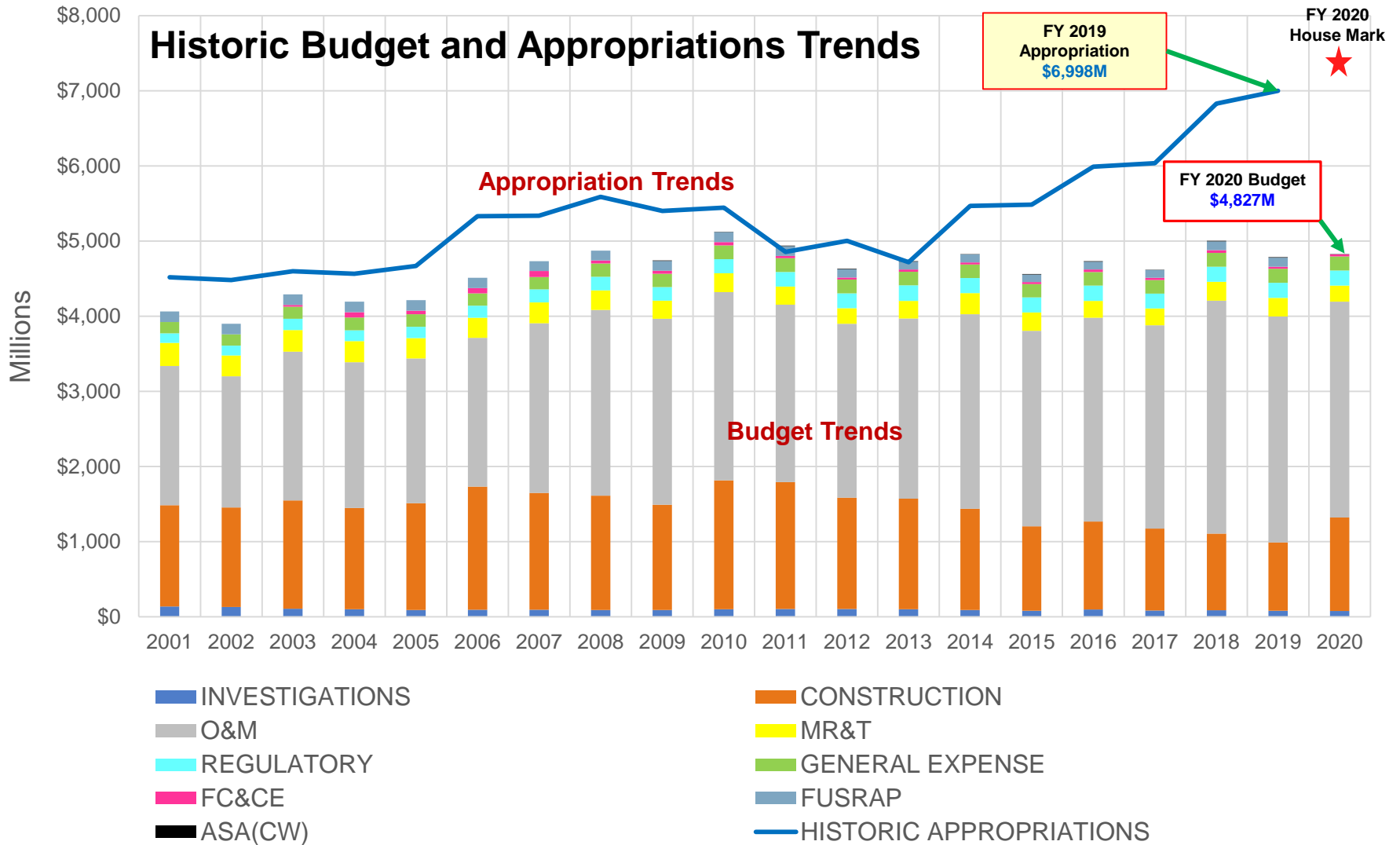
**Dr. Joe Manous**  
Director  
Institute for Water Resources

## Corps Enterprise Leadership

<b>Brenda Johnson-Turner, SES</b>	Real Estate
<b>Lara Beasley, Acting</b>	Environmental
<b>Sally Pfenning, SES</b>	Intl & Intrag Srv
<b>Dr David Pittman, SES</b>	ERDC
<b>David Cooper, SES</b>	Chief Counsel
<b>Jill Stiglich, SES</b>	Contracting

# CIVIL WORKS INVESTMENT TRENDS – REGULAR \$

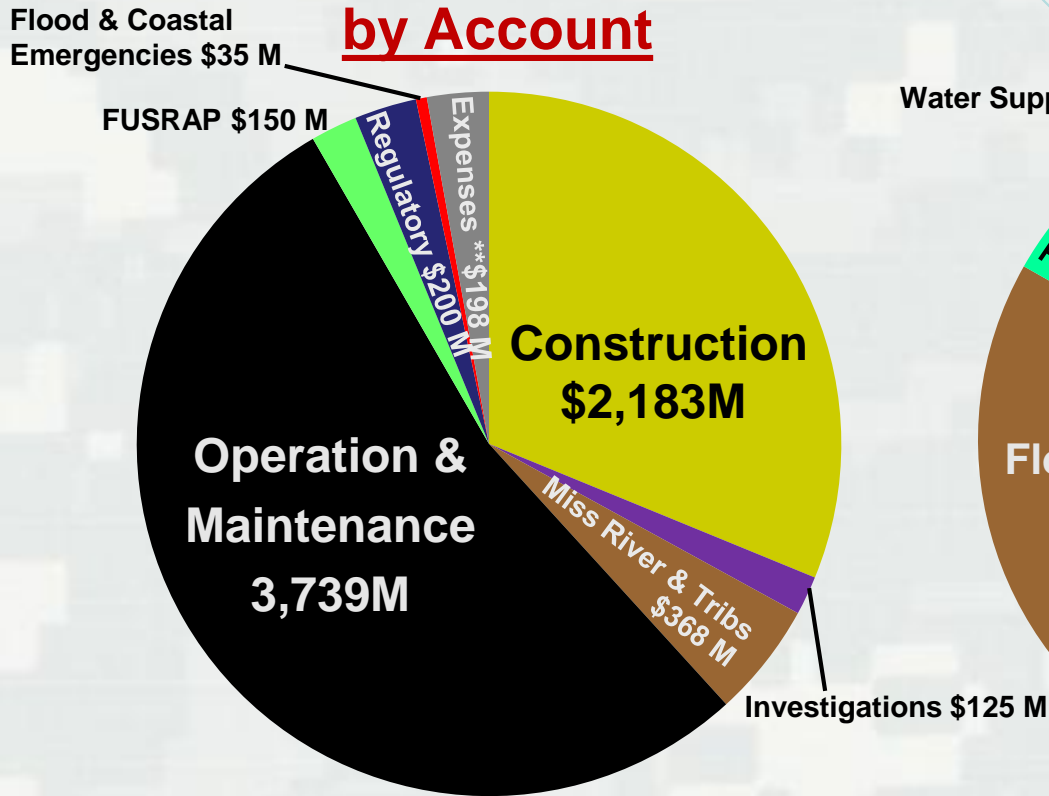
(EXCLUDES \$17.4B (FY 18) + \$3.26B (FY 19) SUPPLEMENTAL FUNDING)



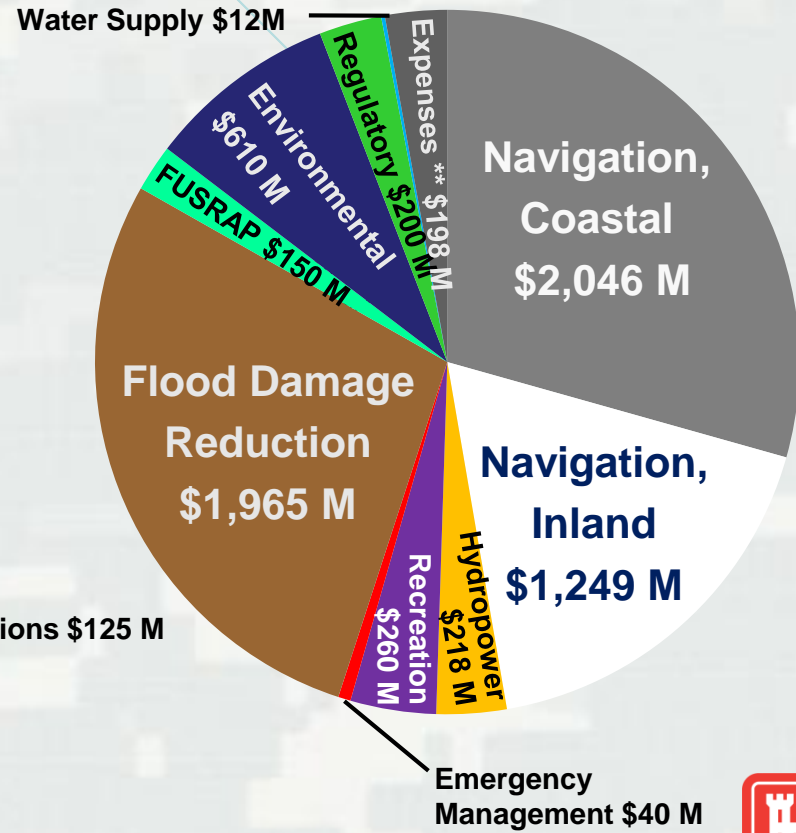
# FY 2019 Civil Works Appropriation

**Total: \$6.998 Billion**

## by Account



## by Business Line



\*\* Includes Office of Asst. SecArmy (Civil Works)



**BUILDING STRONG®**

# *Recent Robust Congressional Investment Trends: Making a Difference*

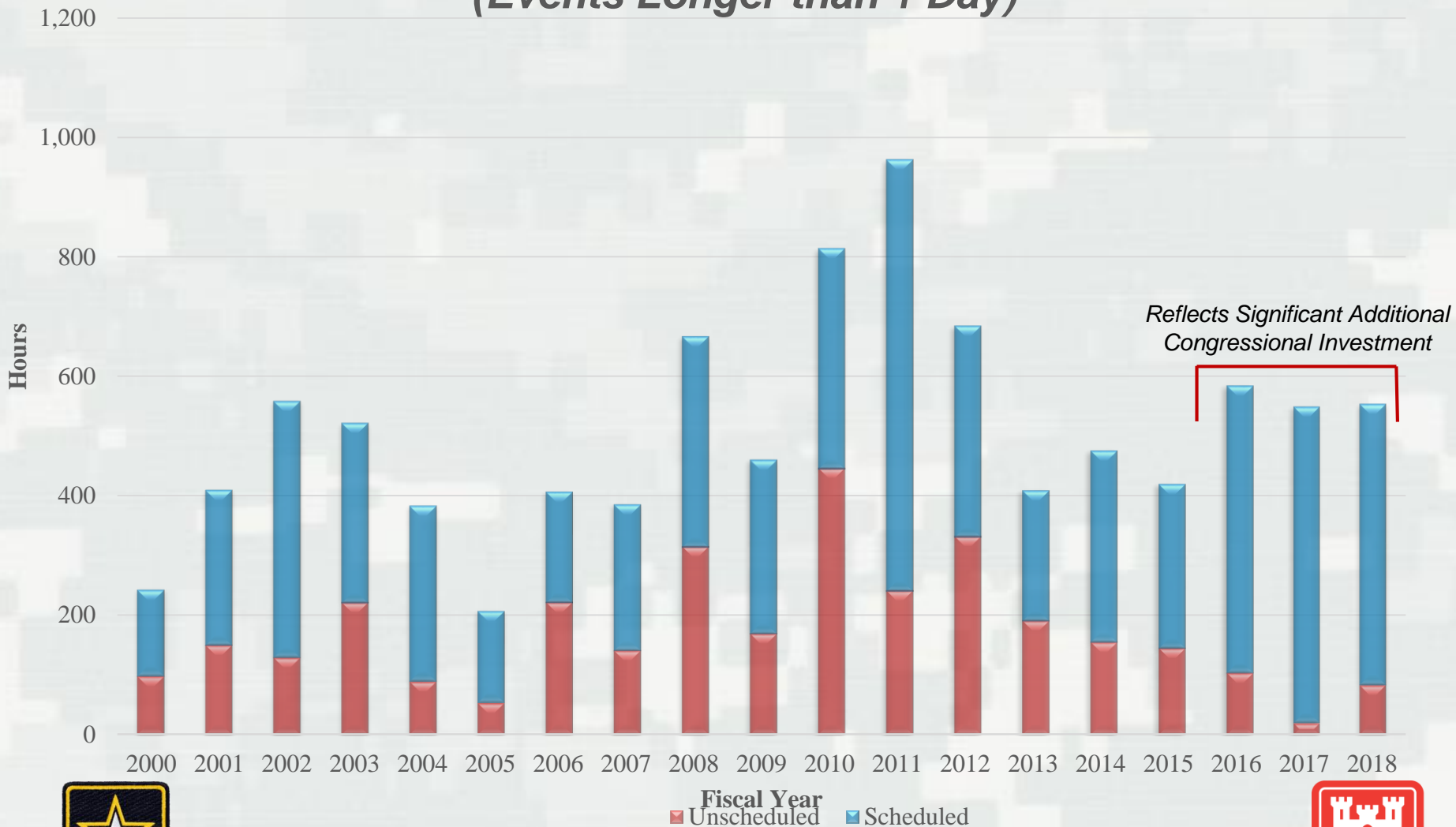
- **Recent Civil Works Appropriations: Historic Levels of Public Infrastructure Investment → Tremendous Impacts on the Ground**
- **Between FY17 – FY19 Appropriations and FY 20 President’s Budget:**
  - **Invested \$16.5B in Construction, + \$6B Matching Sponsor Funds**
  - **16 New Construction Projects Started**
  - **43 Ongoing Construction Projects Funded to Completion (i.e. Olmsted L&D; Lower Mon L&D, etc)**
  - **Allowed Acceleration of Other Important Ongoing Projects**
  - **Enabled Record Levels of Investment for Critical Operations and Maintenance Activities on Corps Infrastructure**
- **Investment Results: Reduced Risks, Improved Infrastructure Performance and More Positive Economic Impacts for the Nation**

***Moving Dirt!***

# National Lock Portfolio Service Trends

## Main Chamber Mechanical Unavailable Hours

(Events Longer than 1 Day)





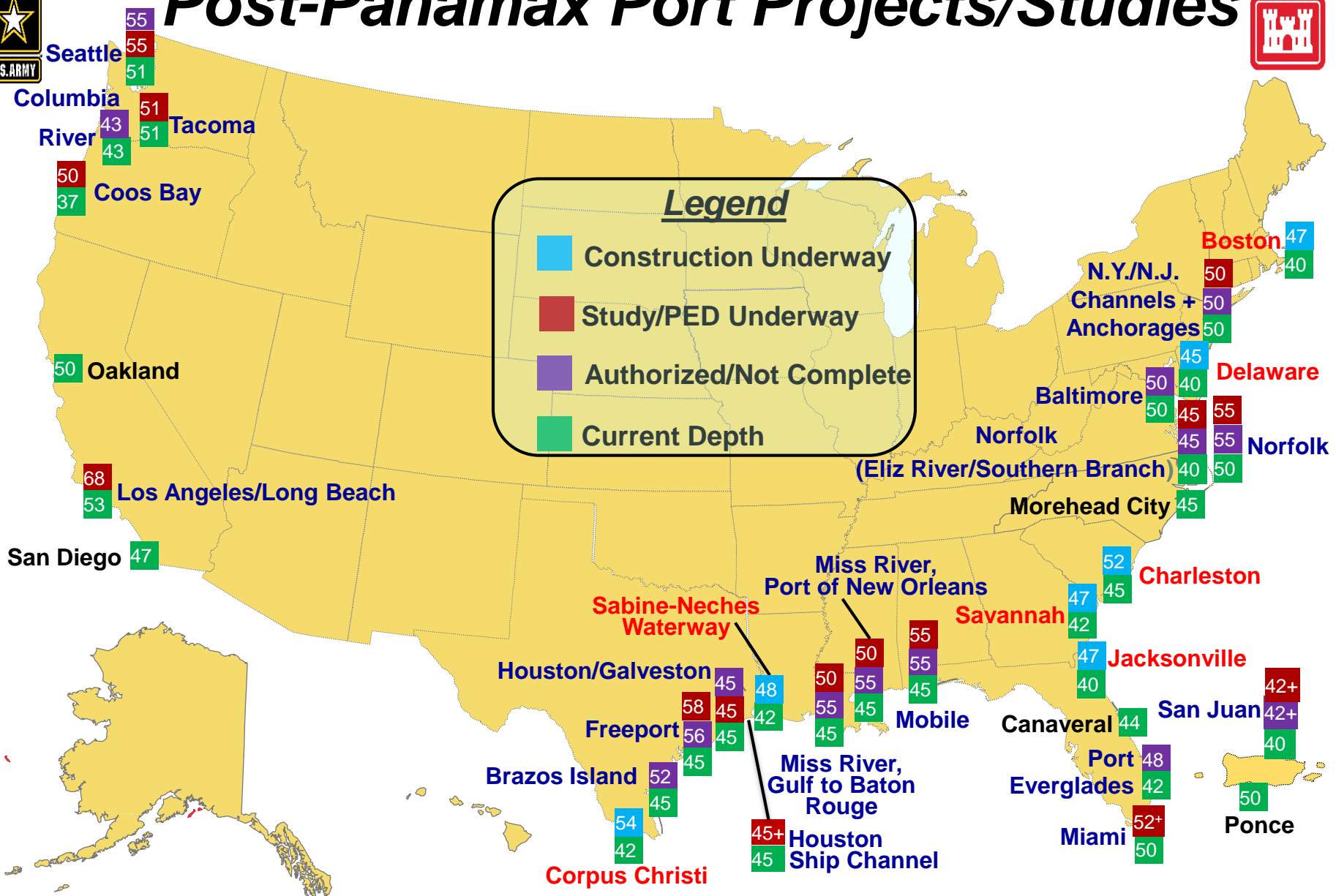
U.S. ARMY

# Post-Panamax Port Projects/Studies



**Legend**

- Construction Underway
- Study/PED Underway
- Authorized/Not Complete
- Current Depth



**Harbor Maintenance Trust Fund – Vital to Coastal Ports**

# Historic High Water Duration = Historic Shoaling



## Consecutive Days Above Flood Stage

Lower Mississippi River Forecast Center

Data as of August 12<sup>th</sup> 2019

Forecast Location	<b>Record</b> (Days/Year)	<b>2019</b> (Days/Period)	<b>2011</b> (Days)	<b>1973</b> (Days)	<b>1927</b> (Days)
Cairo, IL	<b>156</b> 2019	<b>156</b> Feb 8 <sup>th</sup> – Jul 13 <sup>th</sup>	59	97	76
Memphis, TN	65 1927	39 Feb 19 <sup>th</sup> – Mar 29 <sup>th</sup>	35	64	65
Arkansas City, AR	197 1927	94 Apr 16 <sup>th</sup> – Jul 19 <sup>th</sup>	44	72	197
Greenville, MS	<b>155</b> 2019	<b>155</b> Feb 17 <sup>th</sup> – Jul 21 <sup>st</sup>	46	71	115
Vicksburg, MS	185 1927	162 Feb 17 <sup>th</sup> – July 28 <sup>th</sup>	48	83	185
Natchez, MS	<b>215</b> 2019	<b>215</b> Jan 4 <sup>th</sup> – August 6 <sup>th</sup>	53	90	77
Red River Landing, LA	<b>227</b> 2019	<b>227</b> Dec 27 <sup>th</sup> – August 10 <sup>th</sup>	59	95	152
Baton Rouge, LA	<b>211</b> 2019	<b>211</b> Jan 6 <sup>th</sup> – August 4 <sup>th</sup>	79	99	135

Numbers in **Red** are records for this year

Data provided by U.S. Army Corps of Engineers



BUILDING STRONG®



# RECENT EMERGENCY SUPPLEMENTAL HIGHLIGHTS

## ❑ FY 2018 Emergency Supplemental (\$17.4B)

- ❑ Public Law 115-123, Bipartisan Budget Act of 2018 (enacted 9 Feb 2018); Hurricanes Harvey, Irma, Maria (HIM States/Territories); 2 or more major flood-related disaster declarations in either 2014-2017

- Eligible: 33 States and 3 territories (Guam, PR, USVI)
- HIM Eligible: 5 States (Florida, Georgia, Louisiana, South Carolina and Texas) and 2 Territories (Puerto Rico and US Virgin Islands)

## ❑ Short-Term Repairs: \$1.843B

- FCCE - \$810M
- **O&M - \$608M**
- MR&T - \$370M
- Construction - \$55M

## ❑ Long-Term Disaster Recovery Investment Plan:

- **Investigations** - \$135M (38 Study Activities - 5 Ongoing; 33 Not-Ongoing); 100% Federal
- Not less than \$75M for HIM Impacted areas
- **Construction** - \$15.1B
- Approved List: 58 Projects - 33 Ongoing/25 Not-Ongoing
- Not less than \$10.425B for HIM impacted areas
- Projects in PR/VI 100% Fed
- Up to \$50M for FRM CAP Projects - 7 Projects (5 Ongoing; 2 Not-Ongoing)
- **Mississippi Rivers & Tributaries** - \$400M (2 Ongoing long-term Programmatic Projects (Channels/Levees))

## ❑ Expenses: \$20M

## ❑ FY 2019 Disaster Supplemental (\$3.26B)

- ❑ Public Law 116-20, Additional Supplemental Appropriations Disaster Relief Act of 2019 (enacted 6 Jun 2019); Hurricanes Florence, Michael, Typhoon Mangkut, Super Typhoon Yutu, Tropical Storm Gita

- Eligible: 6 States (Alabama, Florida, Georgia, North Carolina, South Carolina, Virginia) and 3 Territories (American Samoa, Guam, Northern Mariana Islands)

## ❑ Short-Term Repairs: \$2.48B

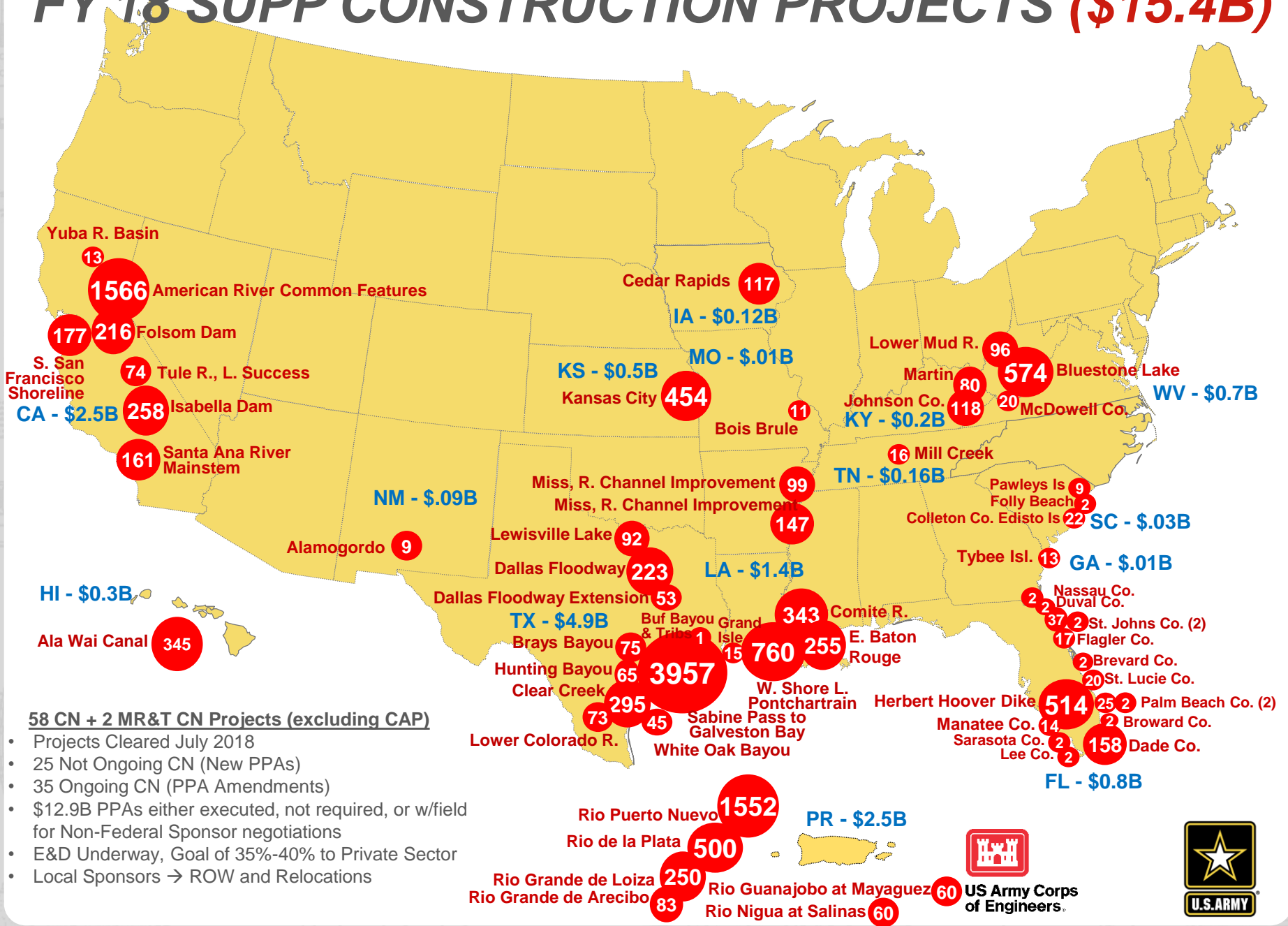
- FCCE - \$1B
- **O&M - \$908M**
- MR&T - \$575M

## ❑ Long Term Portfolio: \$0.78B

- **Investigations** - \$35M; 100% Federal
- **Construction** - \$740M
  - Projects receiving funds under PL 115-123 not eligible
  - Section 902 of WRDA 1986 not applicable
  - Complete "ongoing" construction projects 100% Federal
  - Up to \$25M for FRM CAP Projects

## ❑ Expenses: None

# FY 18 SUPP CONSTRUCTION PROJECTS (\$15.4B)



## 58 CN + 2 MR&T CN Projects (excluding CAP)

- Projects Cleared July 2018
- 25 Not Ongoing CN (New PPAs)
- 35 Ongoing CN (PPA Amendments)
- \$12.9B PPAs either executed, not required, or w/field for Non-Federal Sponsor negotiations
- E&D Underway, Goal of 35%-40% to Private Sector
- Local Sponsors → ROW and Relocations



**US Army Corps of Engineers**





US Army Corps  
of Engineers.



OBJECTIVE

01

## Accelerate Project Delivery

### Start and Finish Projects Faster



- Project Delivery Strategies
- Acquisition Processes and Tools
- Risk-Informed Decision-Making and Delegated Decisions
- Innovation

OBJECTIVE

02

## Transform Project Financing and Budgeting

### Leverage New Tools/Processes



- Alternative Financing Tools
  - WIFIA Loans
  - P3 Pilot Program
- Civil Works Budgeting
- Funding Flexibilities

OBJECTIVE

03

## Improve Permitting and Regulation Reform

### Streamline; Eliminate Duplication



- Environmental Reviews and Permits
- Mitigation
- Permitting Processes
- Regulation Reform

**REVOLUTIONIZE USACE CIVIL WORKS**

***Thank You!!***

