

NWC 2022 ANNUAL MEETING

Mr. Wes Coleman
Acting Programs Director
Southwestern Division
28 October 2022



READY / RESPONSIVE / RELEVANT





SOUTHWESTERN DIVISION



CIVIL WORKS

6
states



>700
Civil Works
Projects

\$1.42B
executed FY21

HYDROPOWER



18

USACE-owned
hydroelectric power
plants in four states

6.3M megawatt hours produced

625,500 households supplied
with clean, renewable energy a year



400%

Peak Power Generation during
Winter Storm Uri

FLOOD CONTROL



760
miles of local flood
protection projects

88 lakes

33+M acre-feet of flood storage

RECREATION

268M
visitors in 2021
HIGHEST RECORDED
for SWD



15,000 campsites



1,222 recreation areas

11,400 miles of lake
shoreline

NAVIGATION

1,458 miles of channels



600+M

tons of cargo transported annually

2nd largest region for
waterborne commerce in
USACE

12 deep-draft coastal ports,
8 shallow-draft coastal
ports, 5 inland public ports



WATER SUPPLY

75% of USACE water supply storage

4B gals

of water can be
reliably supplied
per day



1/3

of the surface water
supplies for Texas
and Oklahoma

ECOSYSTEM RESTORATION

17 endangered species supported



2,800+ acres

Marsh habitat being restored
(Houston Ship Channel)

271 acres of habitat improvements
(Dallas Floodway Extension)



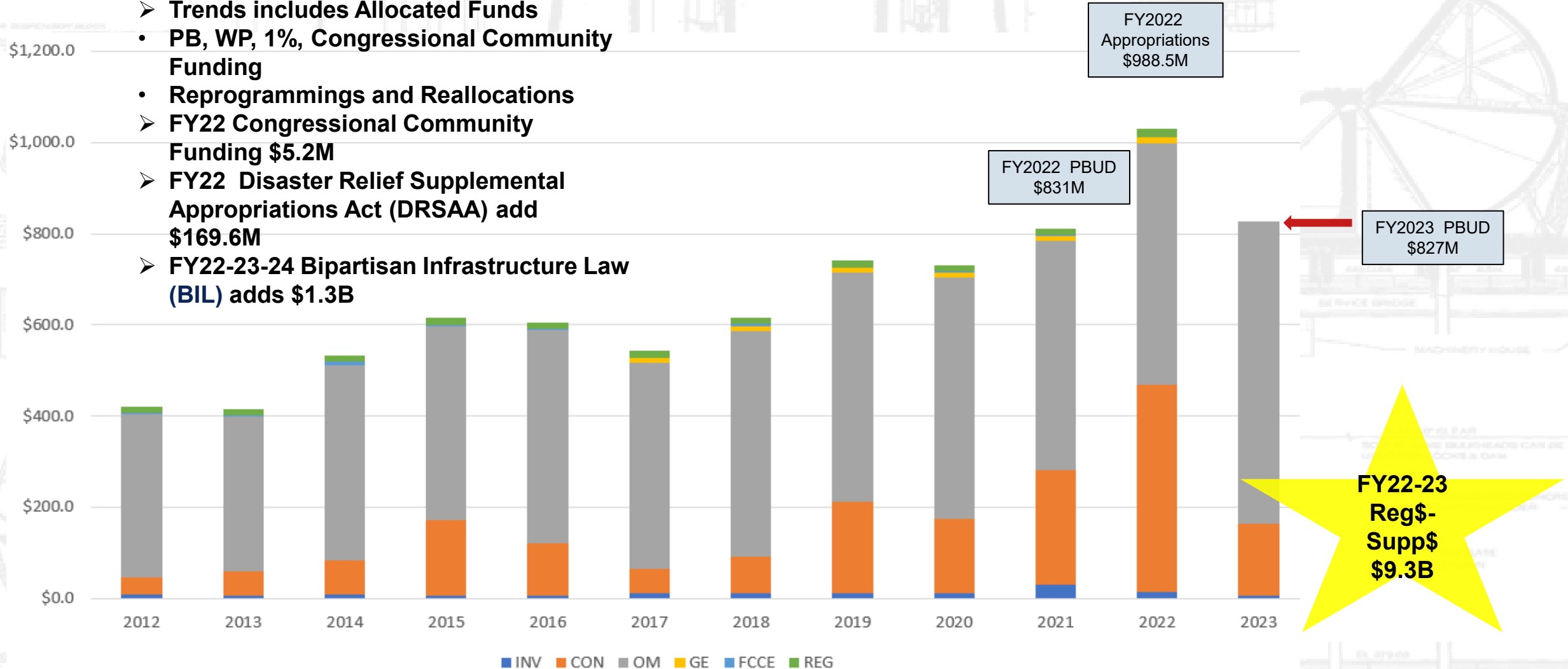
SWD INVESTMENT TRENDS



Excludes Supplement Funding (\$M)

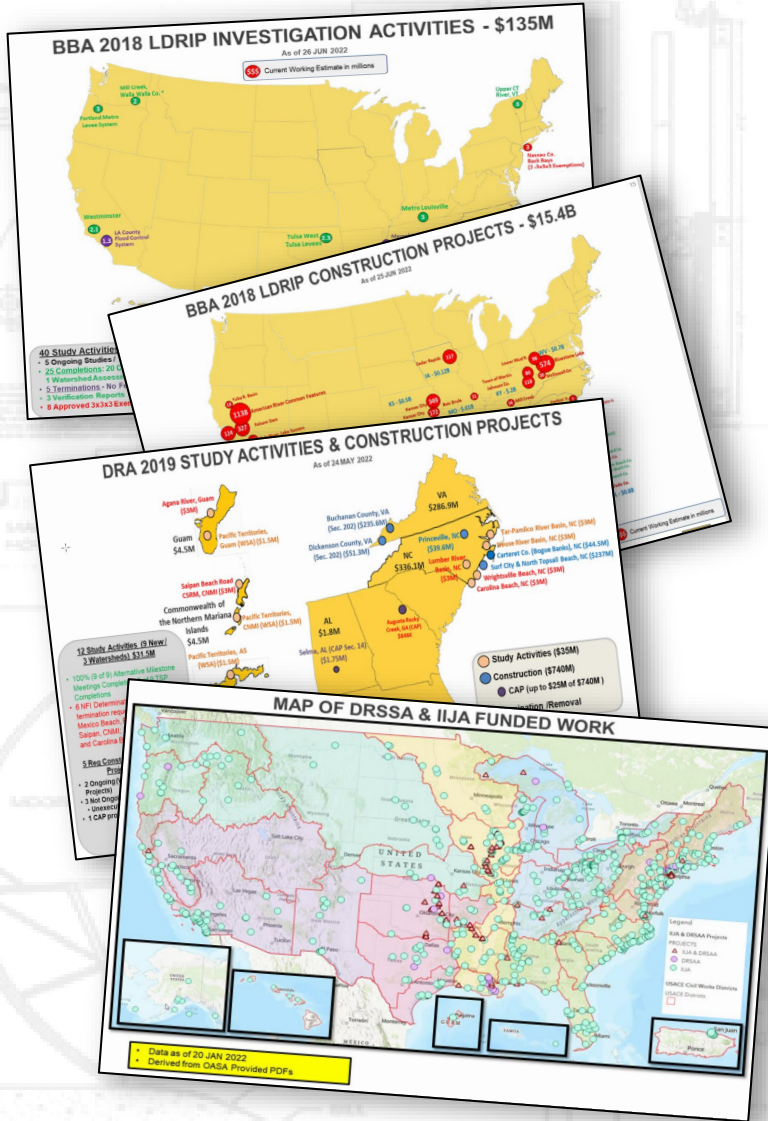

FUNDING TRENDS

- Annual Program Trending Up
- Trends includes Allocated Funds
 - PB, WP, 1%, Congressional Community Funding
 - Reprogrammings and Reallocations
- FY22 Congressional Community Funding \$5.2M
- FY22 Disaster Relief Supplemental Appropriations Act (DRSAA) add \$169.6M
- FY22-23-24 Bipartisan Infrastructure Law (BIL) adds \$1.3B





SWD SUPPLEMENTAL PROGRAM



BBA18 – PL 115-123

Total Funding: \$5.1B

40 Projects

- FCCE / OM 22
- INV 6
- CON 12

DRA19 – PL 116-20

Total Funding: \$32.8M

4 Projects

- OM 4

DRSAA – PL 117-43

Total Funding: \$170M

33 Projects

- OM 32
- CON 1

BIL – PL 117-58

Total Funding: \$1.3B

83 Projects

- OM 51
- CAP 9
- INV 1
- CON 9



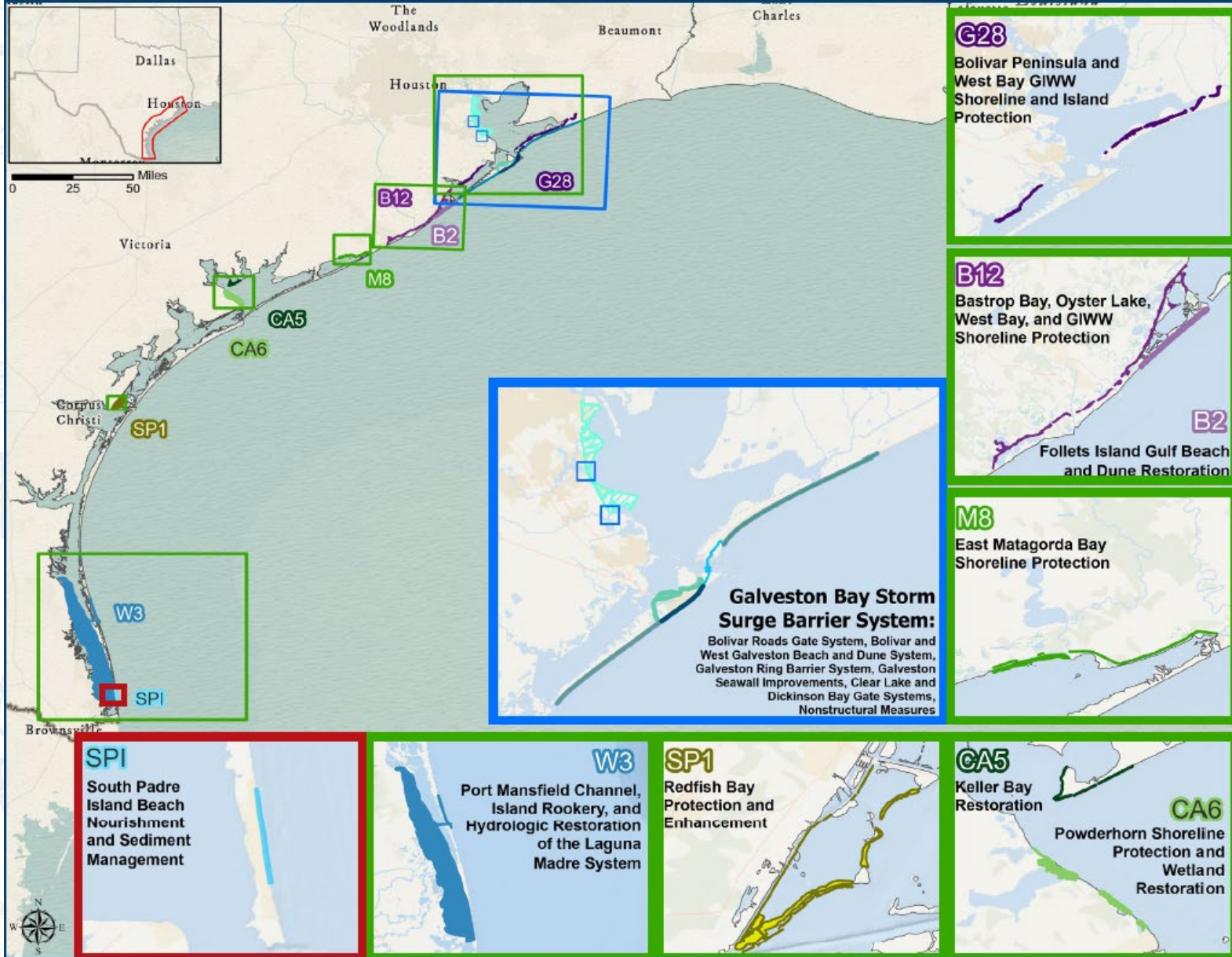
RECREATION



- **Leader in annual visitors**
- **Operational all year**
- **Region-specific funding challenges**



COASTAL TEXAS



- Coastal storm risk management & ecosystem restoration projects
- Working as a system
- Reduce the risk of coastal storm surge damages & restore degraded coastal ecosystems



CONNECT WITH US:



facebook.com/swdusace



[@usace_swg](https://twitter.com/usace_swg)